

Home Learning Day Plan
Year 1 Pink

Monday 18th May

Task	Build a fort using pillows, blankets and any other objects from around the house.
Phonics	Attached is a poster with 'e-e'. Practice saying some of the words making sure to remember the 'e-e' says 'ee'. On a blank piece of paper in different colours practice writing these words and underline the part that says 'ee' which is the 'e-e'.
Reading	Today your job for reading is: <ul style="list-style-type: none">- Reading eggs- Wushka Story – there are activities attached to each of the books.
Writing	Weekend recount Your job is to plan your writing first by picking one thing you did on your holidays and drawing it in the box. Remember to label your drawing with words that you may need for your writing. Remember: DRAW – your picture first TALK – talk to an adult or sibling or even talk about what you drew with your favourite toy. WRITE - your sentences with who, what, where, when and don't forget to use our joining words of and or because. SHARE – again share with an adult or favourite toy.
Word Work	Use the High Frequency Words Lists for Kindergarten and Year one to revise your sight words. If you already know how to say and write them, just practice them once and move on to the next 5 words.

Monday 18th May

Only focus on 5 words at a time.

Complete 1 of the activities from your Spelling Tasks each day trying not to do the same task as the day before.

Mathematics

Addition

Your job is to add numbers up to 20. Remember to count on from the biggest number by holding it in your head and continuing the count from the next number. You can use your fingers to help you with this.

Worksheet:

Dinosaur Maths!

Afternoon

Science









Lesson 3: Sometimes slimy

Learning intention Work in teams to explore what happens when cornflour is mixed with water.

You task Work in collaborative learning teams to describe what happens when cornflour and water are combined?

Question
What happens when cornflour and water are mixed together?

- Equipment**
- 1 tablespoon
 - 1/2 cup water in a cup
 - 1/2 cup cornflour
 - 1 mixing bowl
 - 1 mixing spoon

Activity steps	
	
	
	
	

What happened when the cornflour and water were combined?

Tuesday 19th May

Task	Do something kind for someone in your house. Make them something handmade like a card.
Phonics	Today I would like you to choose 5 of our phonics 'e-e' words and put them into a sentence. Remember to go back the 'e-e' poster sheet from Monday that has the words on it for you to correctly spell and find your 5 words that you would like to use in your sentences.
Reading	Today your job for reading is: <ul style="list-style-type: none">- Reading eggs- Wushka Story – there are activities attached to each of the books.
Writing	Watch the clip in order to do the task of rearranging of the jam sandwich procedure. If you do not have access to Youtube just go off how you make a jam sandwich. https://www.youtube.com/watch?v=w2KxoWtb2VE Complete the procedure using the worksheet provided.
Word Work	Use the High Frequency Words Lists for Kindergarten and Year one to revise your sight words. If you already know how to say and write them, just practice them once and move on to the next 5 words. Only focus on 5 words at a time. Complete 1 of the activities from your Spelling Tasks each day trying not to do the same task as the day before.
Mathematics	Addition Your job is to add numbers up to 20. Remember to count on from the biggest number by holding it in your head and continuing the count from the next number. You can use your fingers to help you with this. Worksheet:

Tuesday 19th May

Flashcards

Afternoon CAPA

Attached is a sheet with some squiggles on it. Your job is to turn these squiggles into a picture or multiple pictures.

Wednesday 20th May

Task	Make or do a jigsaw puzzle by yourself or with someone from home.
Phonics	Your job is to choose 8 of your phonics words and write them out using different writing such as bubble writing, squiggly writing
Reading	Today your job for reading is: <ul style="list-style-type: none">- Reading eggs- Wushka Story – there are activities attached to each of the books.
Writing	Rewatch the YouTube clip on how to make a jam sandwich if you do not have access to YouTube just write the procedure on how you would make the sandwich. https://www.youtube.com/watch?v=w2KxoWtb2VE Now your job is to rearrange the cut up procedure so that it has: <ol style="list-style-type: none">1. What do we need at the start to know what we are making (Title)2. What are we going to need? (Ingredients)3. How are we going to know what to do or What are we going to follow? (Steps).
Word Work	Use the High Frequency Words Lists for Kindergarten and Year one to revise your sight words. If you already know how to say and write them, just practice them once and move on to the next 5 words. Only focus on 5 words at a time. Complete 1 of the activities from your Spelling Tasks each day trying not to do the same task as the day before.
Mathematics	Addition Your job is to add numbers up to 20. Remember to count on from the biggest number by holding it in your head and continuing the count from

Wednesday 20th May

the next number. You can use your fingers to help you with this.

Worksheet:

Flashcards continue to complete if you did not from the day before. Also check in your maths booklet from weeks 1 and 2 and complete any of the activities you have not done. Like the Race game.

Afternoon

PD Health

Being safe around water such as pools and bathtubs. This mean any water that can become unsafe when we are by ourselves.

When we are around water we should:

- have an adult with us at all times.
- Always walk and not run
- Only dive in the right area
- Do not go in over your chest
- Sit in bathtubs
- Careful when exiting

On the sheet attached draw a picture of how you are safe when in the pool.

Thursday 21st May

Task	Play a board game or a card game with someone at home.
Phonics	Write your phonics words out using the handwriting sheet provided to practice your handwriting.
Reading	Today your job for reading is: <ul style="list-style-type: none">- Reading eggs- Wushka Story – there are activities attached to each of the books.
Writing	<p>https://www.pobble365.com/</p> <p>Use the website above to look at the picture for the day. If you do not have access to the website then you can use the roll a story activity to help create a story to write about.</p> <p>Your job is to have a go at drawing the picture (as best you can) into the box on the worksheet. Remember to colour in your drawing as well so that it will help you to use your descriptive words to describe what is in the picture.</p> <p>Descriptions are when you describe what something looks like e.g. what you see in your picture, what colour it is, what size it is and what it has.</p> <p>Remember to use your joining words of 'and' and 'because'.</p>
Word Work	<p>Use the High Frequency Words Lists for Kindergarten and Year one to revise your sight words.</p> <p>If you already know how to say and write them, just practice them once and move on to the next 5 words.</p> <p>Only focus on 5 words at a time.</p> <p>Complete 1 of the activities from your Spelling Tasks each day trying not to do the same task as the day before.</p>
Mathematics	Length

Thursday 21st May

Your job is to measure objects from one end to the other end. Using the units supplied on the sheet.

Remember to count from the end of the object all the way to the other end of the object. I wonder which of the objects will be the longest?

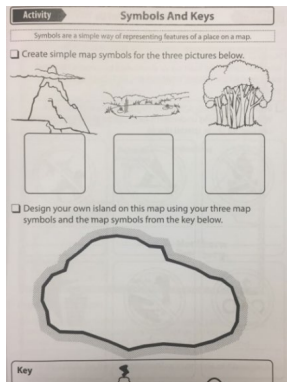
Worksheet:

Length – Informal Units

Afternoon

Geography

Complete the sheet attached from Mrs George.



Friday 22nd May

Task	Play with 3 of your toys and make up a silly song to sing.
Phonics	Today I would like you to choose 5 of our phonics 'e-e' words and put them into a silly sentence. Remember to go back the 'e-e' poster sheet from Monday that has the words on it for you to correctly spell and find your 5 words that you would like to use in your silly sentences.
Reading	Today your job for reading is: <ul style="list-style-type: none">- Reading eggs- Wushka Story – there are activities attached to each of the books.
Writing	<p>Use this sentence starter and draw a picture of what will happen in your story. Do not forget to colour your picture as this will help you write using your descriptive words.</p> <p>Descriptions are when you describe what something looks like e.g. what you see in your picture, what colour it is, what size it is and what it has.</p> <p>The pirate was coming....</p> <p>Finish the sentence remember to use your joining words of 'and' and 'because'. Please use who else was there, when was the pirate coming, why was he coming, where was he?</p>
Word Work	<p>Use the High Frequency Words Lists for Kindergarten and Year one to revise your sight words.</p> <p>If you already know how to say and write them, just practice them once and move on to the next 5 words.</p> <p>Only focus on 5 words at a time.</p> <p>Complete 1 of the activities from your Spelling Tasks each day trying not to do the same task as the day before.</p>
Mathematics	<p>Length</p> <p>Your job is to measure objects from one end to the other end.</p>

Friday 22nd May

Remember to count from the end of the object all the way to the other end of the object. I wonder which of the objects will be the tallest or shortest. How will I know?

Worksheet:

Length (A & B)

Afternoon

PE

Have a go at trying some of the mindfulness activities attached in the pack.