

Home Learning Day Plan
Year 1 Pink

Monday 11th May

Task	Organise your Home Learning work space. Make sure it is neat.
Phonics	Attached is a poster with 'e'. Practice saying some of the words making sure to remember the 'e' on the end says 'ee'. On a blank piece of paper in different colours practice writing these words and underline the part that says 'ee' which is the 'e'.
Reading	Today your job for reading is: <ul style="list-style-type: none">- Reading eggs- Wushka Story – there are activities attached to each of the books.
Writing	Weekend recount Your job is to plan your writing first by picking one thing you did on your holidays and drawing it in the box. Remember to label your drawing with words that you may need for your writing. Remember: DRAW – your picture first TALK – talk to an adult or sibling or even talk about what you drew with your favourite toy. WRITE - your sentences with who, what, where, when and don't forget to use our joining words of and or because. SHARE – again share with an adult or favourite toy.
Word Work	Use the High Frequency Words Lists for Kindergarten and Year one to revise your sight words. If you already know how to say and write them, just practice them once and move on to the next 5 words.

Monday 11th May

Only focus on 5 words at a time.

Complete 1 of the activities from your Spelling Tasks each day trying not to do the same task as the day before.

Mathematics

Fractions

Your job is to recognise half an object or a collection and know that it has 2 equal parts.

If you get a piece of paper you can fold it into exactly half and recognise that there is 2 equal parts and one of those parts is 1 part out of 2.

Worksheet:

Activity Instructions – 1 page has the instructions to colour the second sheet with the shapes on it.

Afternoon

Science

This activity requires you to use some ingredients to mix together and look at what happens when you mix things together.


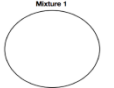




Complete the sheet below by describing what the mixtures look like e.g. smooth, gritty, brown etc

Spicy Question - How can the state of materials be changed and manipulated and what is the result of combining materials?

Lesson 2: Creative Cooking

Learning Objectives: Combine materials to create mixtures (skills)

Task: Mix a variety of materials to develop understanding of mixtures (changing and combining materials for different purposes)

<p>Mix together</p> <p>1 tablespoon each of</p> 	<p>Mixture 1</p> 
<p>Mix together</p> <p>1 tablespoon each of</p> 	<p>Mixture 2</p> 
<p>Mix together</p> <p>1 tablespoon each of</p> 	<p>Mixture 3</p> 

Tuesday 12th May

Task	Clean Up after Breakfast!
Phonics	Today I would like you to choose 5 of our phonics 'e' words and put them into a sentence. Remember to go back the 'e' poster sheet from Monday that has the words on it for you to correctly spell and find your 5 words that you would like to use in your sentences.
Reading	Today your job for reading is: <ul style="list-style-type: none">- Reading eggs- Wushka Story – there are activities attached to each of the books.
Writing	Watch the clip to do the task of rearranging of the Banana milkshake procedure. If you do not have access to YouTube just go off how you make a Banana Milkshake. https://www.youtube.com/watch?v=JktNQQnLbIQ Complete the procedure using the worksheet provided.
Word Work	Use the High Frequency Words Lists for Kindergarten and Year one to revise your sight words. If you already know how to say and write them, just practice them once and move on to the next 5 words. Only focus on 5 words at a time. Complete 1 of the activities from your Spelling Tasks each day trying not to do the same task as the day before.
Mathematics	Fractions Your job is to recognise half an object or a collection and know that it has 2 equal parts. If you get a piece of paper you can fold it into exactly half and recognise that there is 2 equal parts and one of those parts is 1 part out of 2. Worksheet:

Tuesday 12th May

Is it half? Find $\frac{1}{2}$

Afternoon

CAPA

Use the Cut and paste activity to create a funky face.

Wednesday 13th May

Task	Offer to make everyone in the house's beds. Ask if there is any other job if they are already done!
Phonics	Your job is to choose 8 of your phonics words and write them out using different writing such as bubble writing, squiggly writing
Reading	Today your job for reading is: <ul style="list-style-type: none">- Reading eggs- Wushka Story – there are activities attached to each of the books.
Writing	Rewatch the YouTube clip on how to make a Banana Milkshake if you do not have access to YouTube just write the procedure on how you would make the Banana Milkshake. https://www.youtube.com/watch?v=JktNQQnLbIQ Now your job is to rearrange the cut up procedure so that it has: <ol style="list-style-type: none">1. What do we need at the start to know what we are making (Title)2. What are we going to need? (Ingredients)3. How are we going to know what to do or What are we going to follow? (Steps).
Word Work	Use the High Frequency Words Lists for Kindergarten and Year one to revise your sight words. If you already know how to say and write them, just practice them once and move on to the next 5 words. Only focus on 5 words at a time. Complete 1 of the activities from your Spelling Tasks each day trying not to do the same task as the day before.
Mathematics	Fractions Your job is to recognise half an object or a collection and know that it has 2 equal parts.

Wednesday 13th May

When looking at a collection of objects to find half, sometimes it is easiest to draw the collection using circles to represent the collection and then use a line to find half. This line could go across through the collection to separate the 2 groups or up and down. Wherever the line goes it must show 2 separate groups that are equal.

Worksheet:

Colouring Half in different colours

One Half (A)

On half (B)

Afternoon

PD

What does online mean? That is when we use the internet, phone apps or games.

So what does it mean to be safe online?

- Always ask your parents before being online so they know you are safe
- Using correct sites that are safe
- Do not share your details about yourself online with people you do not know

Draw a picture of yourself being safe online with technology.

Thursday 14th May

Task	Help prepare dinner this afternoon.
Phonics	Write your phonics words out using the handwriting sheet provided to practice your handwriting.
Reading	Today your job for reading is: <ul style="list-style-type: none">- Reading eggs- Wushka Story – there are activities attached to each of the books.
Writing	<p>https://www.pobble365.com/</p> <p>Use the website above to look at the picture for the day. If you do not have access to the website then you can use the roll a story activity to help create a story to write about.</p> <p>Your job is to have a go at drawing the picture (as best you can) into the box on the worksheet. Remember to colour in your drawing as well so that it will help you to use your descriptive words to describe what is in the picture.</p> <p>Descriptions are when you describe what something looks like e.g. what you see in your picture, what colour it is, what size it is and what it has.</p> <p>Remember to use your joining words of 'and' and 'because'.</p>
Word Work	<p>Use the High Frequency Words Lists for Kindergarten and Year one to revise your sight words.</p> <p>If you already know how to say and write them, just practice them once and move on to the next 5 words.</p> <p>Only focus on 5 words at a time.</p> <p>Complete 1 of the activities from your Spelling Tasks each day trying not to do the same task as the day before.</p>
Mathematics	<p>2D Space</p> <p>Your job is to recognise, organise and name 2D shapes using their features. You will need to know what a square looks like e.g. it has four sides</p>

Thursday 14th May

that are equal.

Worksheet:


2D shape match

Colouring 2D shapes

Afternoon

Geography

Complete the sheet attached from Mrs George.



Friday 15th May

Task	Could you help bring in the clothes today? Help fold them as well.
Phonics	Today I would like you to choose 5 of our phonics 'e' words and put them into a silly sentence. Remember to go back the 'e' poster sheet from Monday that has the words on it for you to correctly spell and find your 5 words that you would like to use in your silly sentences.
Reading	Today your job for reading is: <ul style="list-style-type: none">- Reading eggs- Wushka Story – there are activities attached to each of the books.
Writing	<p>Use this sentence starter and draw a picture of what will happen in your story. Do not forget to colour your picture as this will help you write using your descriptive words.</p> <p>Descriptions are when you describe what something looks like e.g. what you see in your picture, what colour it is, what size it is and what it has.</p> <p>Yesterday I discovered my superhero power was.....</p> <p>Finish the sentence remember to use your joining words of 'and' and 'because'. Please use who else was there, why did you now have a super power, where were you?</p>
Word Work	<p>Use the High Frequency Words Lists for Kindergarten and Year one to revise your sight words.</p> <p>If you already know how to say and write them, just practice them once and move on to the next 5 words.</p> <p>Only focus on 5 words at a time.</p> <p>Complete 1 of the activities from your Spelling Tasks each day trying not to do the same task as the day before.</p>
Mathematics	<p>2D Space</p> <p>Your job is to recognise, organise and name 2D shapes using their features. You will need to know what a square looks like e.g. it has four sides</p>

Friday 15th May

that are equal.

Worksheet:

2D shapes and 3D objects (A & B)

Afternoon

PE

Use your bingo card again this week for your movements you can do. If you have access to the internet maybe do a couple of just dances from YouTube.