

Term 2, Week 4: Home Learning Day Plan  
Year 1 Orange

Monday 18<sup>th</sup> May, 2020

**Task** Draw a picture of your favourite place (beach, home, friend's house, Grandparents house)

**Phonics** This term we are focusing on the 'Long e' sound.


This week we will be looking at words with 'e\_e' saying the 'long e'

If you have access to Class Dojo, please watch the video for today. If you don't have access, please read below and complete the task given.

In your workbook, draw a mind map of the 'e\_e' words from your list in your Phonics Home Learning Activities Booklet.

Including pictures for each word.

For example:



**Reading** Today I would like you log into Wushka and read a book that I have assigned to your group. Then you may read any other of your other familiar books that we have read together.

**Writing** I can: Use Draw-Talk-Write-Share to write a recount of one part of my weekend.

Find the 'My Weekend Recount' worksheet in your Writing Home Learning Pack.

Draw something you did over the weekend.

Talk about this picture, labelling the picture as you tell someone in your house what each part of your picture is.

Include: **When** did this happen? **Who** was with you? **Where** were you? **What** did you do? **How** did you feel?


Monday 18<sup>th</sup> May, 2020

Use the checklist at the end to edit your writing. Be honest, and make any changes that you have forgotten to include.



**Take a photo of your recount and post it to your Portfolio in Class Dojo.**

**OR, you can take a photo AND read it to me in a video.** Don't forget there are **2 sides** to the recount, to take a photo of!



You all have a laminated copy of our sound charts in your Home Learning Pack.

**Use this for your writing throughout your Home Learning Writing Sessions to help you when sounding out words by yourself.**

**Word Work**

Take out your **Word Work Home Learning Activity Activities** booklet.

If you were able to **read and write** your words from last week by the end of the week, then you choose the next **6 new** words from your list. If you got stuck on a word/s, and need more practice, **keep those words** for this week, and choose the next words so you have **6** for this week.

Complete the 😊 activity – writing out your new 6 words, one in each box.

Choose **one** other activity from your **Word Work Activity Grid**.

**Mathematics**

**Addition**

- ✓ Solve word problems involving addition
- ✓ Use and record a range of written and mental strategies for addition of one- and two-digit numbers

**Activity 1:**

Complete the Numbers to 30 activity page as practice from last week's learning.

Monday 18<sup>th</sup> May, 2020

When we are using a number line for addition, we **START** at the first number we see.

If we had  $14 + 5 = 19$  You can see that we don't need to start at 1. We know we already have 14, and then we **jump** 5 more.

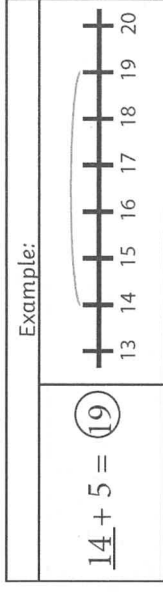
**Activity 2:**

Complete the activity 'Addition patterns on a number line' found in your Numeracy Booklet.

This has 2 different parts that I've put together to help you practice your addition using number lines.

If you have access to the internet search '**Topmarks**' and follow the links to: '**Learning Games**', '**5-7 Years**' and click on '**Addition and Subtraction**'

<https://www.topmarks.co.uk/maths-games/5-7-years/addition-and-subtraction> Or complete an activity on **Mathletics**.



**Afternoon**

**PD: How can we be safe at home?**

Being safe is an important feeling for everyone. If you don't feel safe, you might not be able to do your activities or jobs that you're meant to be doing.


Right now, we're all learning and living in a very different way to make sure that we're all staying safe within our community.

Find the '**What does it mean to be safe?**' activity in your **Afternoon Booklet from Weeks 1 and 2**.

Draw and label a picture about where you feel safe.



Home Learning Day Plan  
Year 1 Orange

<b>Tuesday 19<sup>th</sup> May</b>	
<b>Task</b>	Walk around your house and find 3 things that have wheels or something that is very soft and sing them a song.
<b>Phonics</b>	This term we are focusing on the 'Long e' sound. This week we will be looking at words with 'e_e' saying the 'long e' Write your words on the laminated Handwriting sheet in your Home Learning Pack.
<b>Reading</b>	Today I would like you to log into Reading Eggs and compete the task I have set. Then you can do any of the other activities or games.
<b>Writing</b>	<b>Procedures</b> If you have any writing activities left in your Booklet from Weeks 1 and 2, can you please do one of them before you move onto the Procedure for today. For example: A Quick Writes page. <b>Activity: You will need sprinkles to complete this activity. If you don't have any, please write about making something else. It can be honey toast, fruit salad, anything you like. Use the same worksheet but cross out the Fairy Bread heading!</b> Find your 'How to Make Fairy Bread' blank Procedure worksheet. Please ask an adult to help you to make fairy bread (or your chosen food). Complete the Procedure showing all the materials and steps you needed to take. Make sure you don't miss any out!
<b>Word Work</b>	Take out your <b>Word Work Home Learning Activity Activities</b> booklet. Complete the  activity – writing a <i>proper</i> sentence for EACH of your words.
<b>Mathematics</b>	<b>Addition</b> Worded problems can seem tricky at first, but once you have taken out all the information that you don't need – like people's names!

## Tuesday 19<sup>th</sup> May

– and you can see what you need to be finding out, they aren't so tricky after all.

Eg: Mrs Wills had a lovely class called Orange and they went to Goonellabah Public School. She had 19 members of her happy class and today they had 4 kids from Pink join them. How many were in Orange classroom today?

What **don't** I need? My name, Orange, Goonellabah, lovely class.....

What **do** I need? **19 + 4 more = ?**

### Activity 1:

Complete the 'Addition and Subtraction Problems' page in your learning pack.

If you have access to the internet search '**Topmarks**' and follow the links to: '**Learning Games**', '**5-7 Years**' and click on '**Addition and Subtraction**'

<https://www.topmarks.co.uk/maths-games/5-7-years/addition-and-subtraction> Or complete a task on **Mathletics**.

## Afternoon

**CAPA**


**Drama**

I would like you to read a familiar reader to yourself to become confident with reading it.

Your task today is to read your familiar reader to someone, or all, people in your house.

*Remember to read with expression and try to make it interesting for them to watch, and listen to.*

Home Learning Day Plan  
Year 1 Orange

Wednesday 20 <sup>th</sup> May	
<b>Task</b>	Offer to make someone else's bed this morning. It will make them very happy, I'm sure!
<b>Phonics</b>	This term we are focusing on the 'Long e' sound. This week we will be looking at words with 'e_e' saying the 'long e' Write out your phonics words onto pieces of paper and play memory or snap with someone at home.
<b>Reading</b>	Today I would like you log into <b>Wushka</b> and read a book that I have assigned to your group. Then you may read any other of your other familiar books that we have read together.
<b>Writing</b>	<b>Procedures</b> <b>Activity 1:</b> Please do the Handwriting worksheet for the letter Hh. Remember that the letter Hh always starts at the TOP. <b>Activity 2:</b> Order the 'How to Make Fairy Bread' Procedure. Write which procedure you'd prefer, yours from yesterday, or this one from today? Don't forget to tell me <b>WHY</b> . Write this in your workbooks.
<b>Word Work</b>	Take out your <b>Word Work Home Learning Activity Activities</b> booklet. Complete the  activity – writing out your 6 words in rainbow colours. This can be done in silly handwriting too! Choose <b>one</b> other activity from your <b>Word Work Activity Grid</b> .

Wednesday 20<sup>th</sup> May

Mathematics

Length

✓ Record lengths by referring to the number and type of uniform informal unit used

Activity 1:

Complete the 'Missing Addends to 10' Flashcards. This supports our learning of Friends to 10.

Activity 2:

Length can be measured informally – using paper clips like we did in Term 1, OR formally – using a ruler with cm.

Complete the 'Length – Informal Units' worksheet.


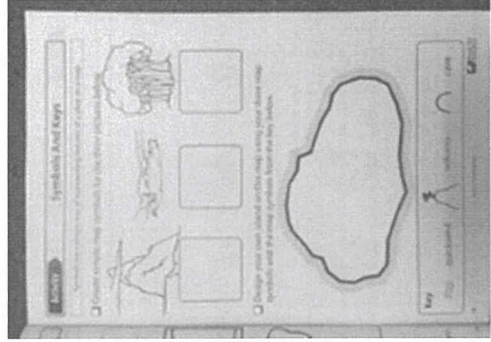
Afternoon

Geography

Mrs George has provided the activities you would have been doing with her in class.


These 2 activities are looking at Symbols and Keys.

Read the instructions and complete both pages as best you can.





Home Learning Day Plan  
Year 1 Orange

Thursday 21st May	
<b>Task</b>	Help around the house by sweeping the kitchen. Maybe even sweep/vacuum another area of the house too?
<b>Phonics</b>	<p>This term we are focusing on the 'Long e' sound. This week we will be looking at words with 'e_e' saying the 'long e'</p> <p>Write 5 of your phonics words into a sentence EACH. Draw a picture to match.</p>
<b>Reading</b>	Today I would like you to log into Reading Eggs and complete the task I have set. Then you can do any of the other activities or games.
<b>Writing</b>	<p><b>Procedures</b></p> <p><b>Activity 1:</b></p> <p>If you have access to the internet, you can go onto Pobble365, choose a date and write about that picture.</p> <p><b>OR</b> you can write a story using this story starter:</p> <p style="text-align: center;">When I got out of bed, my bedroom was.....</p> <p>Write your story onto the creative Writing page in your Writing Booklet.</p> <p>Edit your writing showing capital letters, full stops, spaces between words and using great adjectives.</p> <p style="text-align: right;"> Post a photo or video to your Portfolio on Class Dojo.</p>



Thursday 21st May

**Word  
Work**

Take out your **Word Work Home Learning Activity Activities** booklet.

Complete the  activity – writing out your words as word shapes.

Choose **one** other activity from your **Word Work Activity Grid**.

**Mathema  
tics**

**Length**

Take out your **Numeracy Home Learning Activities Booklet** from Weeks 1 and 2. Complete one of the tasks you didn't get to do. If you did complete them all, practice skip counting on your laminated Hundreds Chart – forwards and backwards.

**Activity 1:**

When we compare length, we use words like: long, longer, longest, short, shorter, shortest.

Complete the activity 'Length (B)' found in your booklet.

If you have access to the internet search '**Topmarks**' and follow the links to: '**Learning Games**', '**5-7 Years**' and click on '**Measures**  
<https://www.topmarks.co.uk/maths-games/5-7-years/measures> Or complete a task on **Mathletics**.

**Afternoon**

**Science 'All Mixed Up'**

Find **Lesson 3 – Sometimes Slimy** in your Afternoon Booklet.

For this activity, you're going to need to ask an adult for help. You'll be following a procedure!

**If you can't get this activity done, don't worry! We'll have a go in class soon =>**

**Please leave the bottom part. This is for Mrs Carter to fill in when you hand this back in to us for marking.**

**Lesson 3: Sometimes slimy**

**Learning Intentions:** Work in teams to explore what happens when cornflour is mixed with water.

**Your Task:** Work in collaborative learning teams to describe what happens when cornflour and water are combined?

**Question**

What happens when cornflour and water are mixed together?

**Equipment**

- 1 measuring jug
- 1 cup water in a cup
- 1 mixing spoon
- 1 hour timer



**Activity steps**

1 Put the cornflour into the mixing bowl.

2 Add some water to the bowl.



**Home Learning Day Plan**  
**Year 1 Orange**

<b>Friday 22nd May</b>	
<b>Task</b>	Choose your favourite way to make someone smile, and do that today ⇒
<b>Phonics</b>	This term we are focusing on the 'Long e' sound. This week we will be looking at words with 'e_e' saying the 'long e' Fill in the blank find-a-word sheet with any of your phonics words (in you pack), and give it to someone in your home to complete.
<b>Reading</b>	Today I would like you log into <b>Wushka</b> and read a book that I have assigned to your group. Then you may read any other of your other familiar books that we have read together.
<b>Writing</b>	<p style="text-align: center;"><b>Creative Writing</b></p> <p>Today we're focusing on using adjectives to make our writing more interesting. We did a lot of work on this in Term 1, so I thought it would be good to revisit it and have fun with some free creative writing!</p> <p><b>Activity 1:</b></p> <p>Write a story into the Creative Writing page in your Writing Booklet. Use the <b>Roll-a-story table in your Writing Booklet</b>. You must roll 4 times to find your setting, good character, bad character and prop.</p> <p> Take a photo and add it to your Portfolio on Class Dojo.</p>
<b>Word Work</b>	<p>Take out your <b>Word Work Home Learning Activity Activities</b> booklet.</p> <p>Complete the  activity – get someone in your house to <b>test you</b> on your 6 words for this week.</p> <p>Choose <b>one</b> other activity from your <b>Word Work Activity Grid</b>.</p>

Friday 22nd May

**Mathematics**

**Activity 1:**

Take out your **Numeracy Home Learning Activities Booklet** from Weeks 1 and 2. Complete one of the tasks you didn't get to do. If you did complete them all, practice skip counting on your laminated Hundreds Chart – forwards and backwards.

**Activity 2:**

Complete the 'Dinosaur Maths!' activity page in your booklet.

If you have access to the internet search '**Topmarks**' and follow the links to: '**Learning Games**', '**5-7 Years**' and click on '**Measures**' <https://www.topmarks.co.uk/maths-games/5-7-years/measures> Or complete a task on **Mathletics**.

**Afternoon**

**Fine Motor / Cooperative Activities**

Get outside and ride your bike / scooter / skateboard (with your helmet on of course!) **OR** jump on your trampoline, play with your dog/s!

Anything that is outside and will get you all hot and sweaty!

If it's too cold or raining, choose your favourite indoors activity, and do that instead.

**Have fun! =)**

**You might find that some of the activities in the Afternoon Home Learning Booklet didn't get completed. These will be done over the next few weeks so please keep them safe!**



