

Home Learning Day Plan
Year 1 Orange

Tuesday 28th April

Task

I hope you enjoyed your holidays!

Organise your Home Learning work space. Make sure it's neat and tidy, ready for lots of learning!

Phonics

This term we are focusing on the '**Long e**' sound.

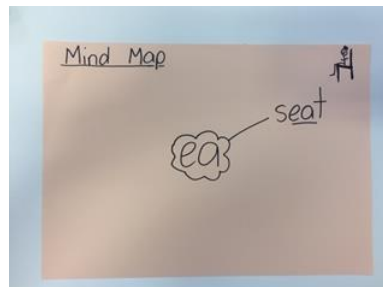
This week we will be looking at words with '**ea**' saying the '**long e**' like in the word **seat**. You have a poster in your Phonics booklet that you can look at while doing your activities.

If you have access to Class Dojo, please watch the video for today. If you don't have access, complete the task below.

In your **workbook**, draw a mind map of the '**ea**' words from your list in your **Phonics Home Learning Activities Booklet**.

Including pictures for each word.

For example:



Reading

Today Please see you child's timetable

Tuesday 28th April

Writing

I can: Use Draw-Talk-Write-Share to write a recount of one part of my school holidays.

Find the '**My Holiday Recount**' worksheet in your **Writing Home Learning Pack**.

Draw something you did during the school holidays.

Talk about this picture, **labelling** the picture as you **tell** someone in your house what each part of your picture is.

Write at least 3 sentences about your picture, using **and** or **because** to give more information.

Include: **When** did this happen? **Who** was with you? **Where** were you? **What** did you do? **How** did you feel?

This is the same important information you have been learning to include during writing in Term 1.

Use the checklist at the end to edit your writing. Be honest, and make any changes that you have forgotten to include.

⇒ **Take a photo of your recount and post it to your Portfolio in Class Dojo.**

⇒ **OR, you can take a photo AND read it to me in a video.**

Don't forget there are **2 sides** to the recount, to take a photo of!

You all have a *laminated* copy of our **sound charts** in your *Home Learning Pack*.

Use this for your writing throughout your Home Learning Writing Sessions

to help you when sounding out words by yourself.



Tuesday 28th April

Word Work

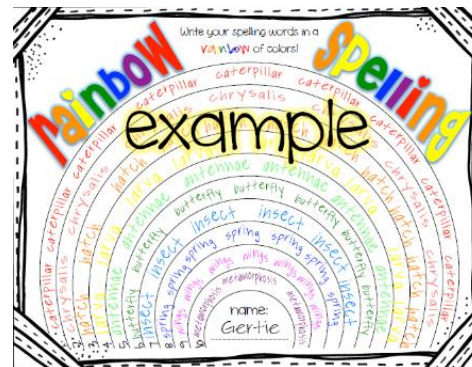
Take out your **Word Work Home Learning Activity Activities** booklet.

Complete the 😊 activity – writing out your new 6 words, one in each box.

Choose **one** other activity from your **Word Work Activity Grid**.

For example:

This activity is found in your **Word Work Home Learning Booklet**.



Mathematics

Whole Number:

- ✓ *read write and order 2 digit numbers,*
- ✓ *count forwards and backwards by 2's, 3's, 5's and 10's from any starting point and*
- ✓ *partition numbers up to 3 digits by using place value*

If you **ARE** on Class Dojo, **watch my video** for this lesson. If you are **NOT** on yet, that's ok! Follow and complete the tasks below.

Warm up: Number Talks

Use the laminated hundreds chart in today's learning pack, or you're online you can visit the link below for something different.

<https://www.primarygames.co.uk/pg2/splat/splatsq100.html> Circle/SPLAT each number in the number patterns, counting by **2, 5**

Tuesday 28th April

and 10, up to 100.

Practice saying these patterns as **skip counting** to someone in your house.

Eg: Skip counting by 2's = "2, 4, 6, 8, 10.....100"

Activity 1:

Take out your **Numeracy Home Learning Activities Booklet**.

Complete the '**Skip Counting Caterpillar – 2's**' activity page.

Activity 2:

Place Value is when each number in a number has a different job. We have looked at this in class in Term 1 but this time, we're going into the Hundreds! Let's think about the number as living in different houses. **You have a laminated copy of the house below in your Numeracy Home Learning pack.**

Hundreds	Tens	Ones
	2	7
1	2	7

teach cheat

$= 20 + 7 = 27$
 $= 100 + 20 + 7 = 127$

If I had the number **27**, using my Place Value House, I can show that **27 = 20 + 7**.

Which is **2 TENS** (10+10 = 20) and **7 ONES** (1+1+1+1+1+1+1). *Just like we did last term.*

Tuesday 28th April

On your laminated house, show me:

12, 34, 25, 65, 41, 78

Which house does each number live in?



Add a photo of your Place Value House to your Portfolio on Class Dojo

CHALLENGE: Now we'll try 3 digit numbers!

See the number 127 in the house above? That means that: $100 + 20 + 7 = 127$

⇒ Show 362 on your Place Value House

Now use your Place Value House to show these numbers: 12, 23, 94, 72, 179, 526, 716, 555. Write the $H + T + O =$ the number like I did above.

⇒ If you have access to the internet, you can play one of the Place Value Games on

<https://www.topmarks.co.uk/maths-games/5-7-years/place-value-odd-and-even> Or complete a task on **Mathletics**.

Afternoon

CAPA: Creative and Performing Arts

Art

See if you can find an old shoe box, grocery box or any other cardboard box **that isn't being used anymore**. You can also use a milk container, or anything else you can find that can be used for this task.

Using things you **find around your house and outside**, get creative and make something out of it.

Examples: A monster, a house for a toy, a skate park or racing car track. Send me a photo of your creation.

Home Learning Day Plan
Year 1 Orange

Wednesday 29th April

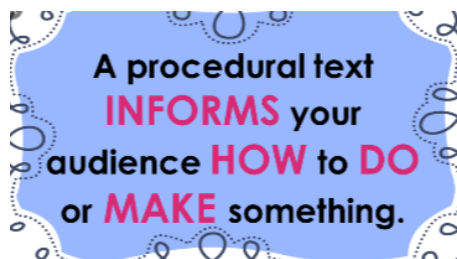
Task Clean up after breakfast.
This includes: putting the breakfast foods away, doing the washing up/stack the dishwasher **and** wiping down the bench and tables.

Phonics This term we are focusing on the **'Long e'** sound.
This week we will be looking at words with **'ea'** saying the **'long e'**
Activity:
Complete the 'ea' activity page below that are found in your **Phonics Home Learning Pack**.



Reading Please see you child's timetable

Writing **Warm up:**
Complete the 'Create your own rhyming sentence using **cat** and **mat**' activity in your **Writing Home Learning Activities Pack**
This term we are focusing on writing a Procedure.
When we do things such as cooking, tying your shoelaces or washing your hands, we do things in a certain order...whether we mean to or not!
If you **ARE** on Class Dojo, **watch my video for this lesson**. If you are **NOT** on yet, that's ok! Follow and complete the task below.



This term we will be learning how write about **HOW** something is done: such as following steps, directions or instructions to complete a task.

Source: Literacy Ideas

How do you wash your hands?

Do we:

1. Dry them
2. Put them under the water
3. Cover them in soap?!

Activity 1:

Find the procedure on *'How to Wash Your Hands'* by Mrs Wills in your **Writing Home Learning Activities Pack**

- ⇒ Read and complete the set of instructions.
- ⇒ In your Workbook, **write about how it went!**

★ *Send me a photo of your writing response **AND/OR** you can send me a video of you trying to follow the instructions.*


Activity 2: Complete the short 'How to wash your hands cut and paste activity' in your **Writing Home Learning Activities Pack.**

Read your steps, and ask someone in your house to **follow** the steps to make sure they make sense.

Wednesday 29th April

Word Work

Take out your **Word Work Home Learning Activity Activities** booklet.

Complete the  activity – writing a *proper* sentence for EACH of your words.

Use **the laminated handwriting page** in your Home Learning Pack and write each of your words **3 times**.

Remembering **tall**, **body/short** and **tail** letters.



Source: Pinterest

Mathematics

Whole Number:

- ✓ *read write and order 2 digit numbers,*
- ✓ *count forwards and backwards by 2's, 3's, 5's and 10's from any starting point and*
- ✓ *partition numbers up to 3 digits by using place value*

If you **ARE** on Class Dojo, **watch my video** for this lesson. If you are **NOT** on yet, that's ok! Follow and complete the tasks below.

Warm up:

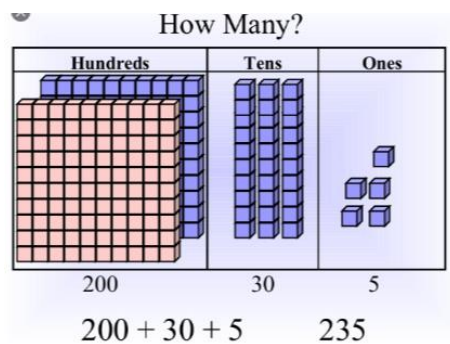
Play the game "**First to 100**" found in your **Numeracy Home Learning Activities Booklet**. Play with someone in your house, or just play it on your own to practice your **forwards** skip counting. You can use something like a pegs as counters.

Activity 1:

Complete the **'Skip Counting Caterpillar – 5's'** activity page from your **Numeracy Home Learning Activities Booklet**.

Place Value is when each number in a number has a different job. We have looked at this in class in Term 1 but this time, we're going into the Hundreds!

Today we're going to use shorts (ones), longs (tens) and flats (hundreds).



Flats are Hundreds

100

In this picture, you can see:

Longs are Tens

10

$$\begin{aligned}
 &2 \text{ flats} = 200 \\
 &= 200 + 30 + 5 \\
 &= 235
 \end{aligned}$$

Shorts are ones

1

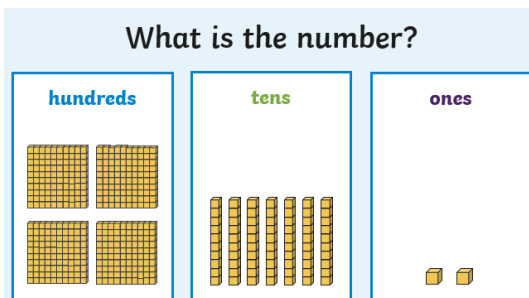
$$3 \text{ tens} = 30 \quad 5 \text{ ones} = 5$$

Activity 2:

What does is this number look like?



See the activity on the next page, but remember what I did on this page!



Talk about this to an adult and **explain** to them why you have come to that number.

In your *workbook*, **draw** what these numbers would look like as flats, longs and shorts.

27, 50, 14, 97 **Challenge Numbers: 147, 512, 845, 386, 605**

Write the addition, like I did for the above picture.

Wednesday 29th April

What makes the **last number** different?

Source: Twinkl.com

⇒ If you have access to the internet, you can play one of the Place Value Games on

<https://www.topmarks.co.uk/maths-games/5-7-years/place-value-odd-and-even> Or complete a task on **Mathletics**.

Afternoon


Geography

Since I don't usually teach you Geography, Mrs George has provided the activities you would have been doing with her in class.

If you **do** have access to Class Dojo, please watch the video from Mrs George for today.

If you **don't** have access, complete the task found in the **Geography section** in your **Afternoon Home Learning Booklet**.

Find the first Geography activity pages on Mapping, and complete.



Home Learning Day Plan
Year 1 Orange

Thursday 30th April


Task Offer to make everyone in the house's beds. If they've already done that, ask them if there's another job they would like you to do.

Phonics This term we are focusing on the 'Long e' sound.

This week we will be looking at words with 'ea' saying the 'long e'

Activity:

Complete the two 'ea' activity pages below that are found in your **Phonics Home Learning Pack**.



Reading Please see you child's timetable

Writing **Warm up:**

Complete the 'Arrange the words into a full sentence activity – 'Spotty dog' in your **Writing Home Learning Activities Pack**.

Don't forget your **best handwriting**, and use **capital letters** and **full stops** correctly.

Thursday 30th April

Challenge: Write a few more sentences about the spotty dog.

Writing A Procedure



Procedures

A procedure is a set of steps and instructions to help you complete a task.

This poster shows you the 4 parts to writing and following a Procedure.

Source: Tes.com

Activity 1:

After my terrible effort at writing a procedure on how to wash your hands yesterday, today you're going to order a procedure that has even more steps than yesterday, and paste the matching picture.

You'll find the 'How to Wash Your Hands' *longer* activity in your '**Writing Home Learning Activities**' Booklet.

Activity 2: Optional


On the back, write which **Procedure** you liked following better. The **short** one from yesterday? Or the **longer** one from today?

Tell me **WHY** using '*because*'.

Thursday 30th April

**Word
Work**

Take out your **Word Work Home Learning Activity Activities** booklet.

Complete the  activity – writing out your 6 words in rainbow colours. This can be done in silly handwriting too!

Choose **one** other activity from your **Word Work Activity Grid**.

**Mathema
tics**

Whole Number:

- ✓ *read write and order 2 digit numbers,*
- ✓ *count forwards and backwards by 2's, 3's, 5's and 10's from any starting point and*
- ✓ *partition numbers up to 3 digits by using place value*

If you **ARE** on Class Dojo, **watch my video** for this lesson. If you are **NOT** on yet, that's ok! Follow and complete the tasks below.

Warm up:

Play '**First to 100**' again, but this time **start** at 100 and go **backwards**.

Activity 1:

Take out your **Numeracy Home Learning Activities Booklet**.

Complete the '**Skip Counting Caterpillar – 10's**' activity page.

Activity 2:

Practicing counting with flats, longs and shorts again today.

Complete '**How Many Tens and Ones**' **and**

Thursday 30th April

CHALLENGE: 'How Many Hundreds, Tens and Ones' – both pages from your **Numeracy Home Learning Pack**.

That's 3 pages altogether to complete.

⇒ If you have access to the internet, you can play one of the Place Value Games on

<https://www.topmarks.co.uk/maths-games/5-7-years/place-value-odd-and-even> Or complete a task on **Mathletics**.

Afternoon

Science

Since I don't usually take you for Science, Mrs Carter has a video for you to watch so explain what you're doing this term.

It's called '**All Mixed Up**' and is perfect for our Procedure writing, and learning from home, since you have access to the kitchen!

If you have access to Class Dojo, please watch the video, then complete the first activity page in the '**Science: All Mixed Up**' part of your **Afternoon Home Learning Booklet**.


Activity:

There are 3 people. Who are they? What are they doing? Complete the tasks.

If you aren't able to create the mixtures in your kitchen, think about you they

MIGHT look like, and draw that instead. *No worries =>*

Please leave the bottom part. This is for Mrs Carter to fill in when you hand this back in to us for marking.



Home Learning Day Plan
Year 1 Orange

Friday 1st May

Task	Help prepare dinner this afternoon. Maybe even wear the Chef's Hat you made today! Post a photo in your Portfolio on Class Dojo
Phonics	<p>This term we are focusing on the 'Long e' sound. This week we will be looking at words with 'ea' saying the 'long e'</p> <p>Activity:</p> <p>Complete the '<i>I Can Read Sentences 'ea'</i>' activity page found in your Phonics Home Learning Pack.</p>
Reading	Please see you child's timetable
Writing	<p>Procedures</p> <p>Warm up:</p> <p>Complete the 'Arrange the words into a full sentence activity for the flower', in your Writing Home Learning Activities Pack.</p> <p>Don't forget your best handwriting, and use capital letters and full stops correctly.</p> <p>Activity 1:</p> <p>Follow the instructions and make your 'Chef's Hat' found in your Writing Home Learning Booklet.</p> <p>Activity 2:</p> <p>Find your 'How to Make a Jam Sandwich' activity in your Writing Booklet. Look at the picture and match the worded steps to the correct picture so the order makes sense. If you need an adult to help you read the instructions, that's ok, but order them yourself.</p>



Friday 1st May



Post a picture or video of your completed procedure into your Portfolio on Class Dojo.

**Word
Work**

Take out your **Word Work Home Learning Activity Activities** booklet.

Complete the  **and**  activities – writing out your words as word shapes **and** the get someone in your house to **test you** on your 6 words for this week.

Make your own Word Search using the template in your booklet. Get someone in your family to try and complete it.

**Mathema
tics**

Whole Number:

- ✓ *read write and order 2 digit numbers,*
- ✓ *count forwards and backwards by 2's, 3's, 5's and 10's from any starting point and*
- ✓ *partition numbers up to 3 digits by using place value*

If you **ARE** on Class Dojo, **watch my video** for this lesson. If you are **NOT** on yet, that's ok! Follow and complete the tasks below.

Warm up:

This is *similar* to the task on Tuesday. Use the hundreds chart in today's learning pack, or visit the link below if you're online

<https://www.primarygames.co.uk/pg2/splat/splatsq100.html>

Using *different* colours for each number pattern, practice skip counting by 2, **3**, 5 and 10, up to 100

This time, don't start from 1.

Practice saying as skip counting to someone in your house **forwards and backwards.**

Eg: Skip counting by 2's starting from 36

36, 38, 40, 42.....

Challenge: Can you count over 100?

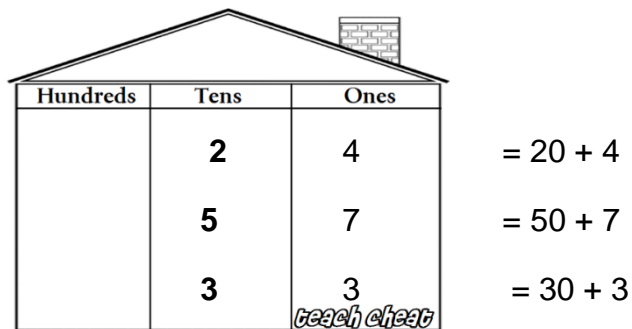
Tell someone what you notice about your number patterns on the 100's chart.

Activity 1:

Complete the activity 'Ordering Numbers 1 – 20' in your booklet. Count with them forwards and backwards.

Activity 2:

When we are looking at ordering 2 digit numbers, we look at the number that's in the tens house first. For example, if I was going to order the numbers: 24, 57 and 33, I would put the numbers into their place value houses first.



The number that is the lowest in the Tens room, is the one that goes first. 2, 5 or 3?

The order would be: **24**, **33**, **57** smallest to largest.

Find the worksheet '**Place Value Ordering 2 – digit Numbers**' in your Numeracy Booklets.

Using your laminated **Place Value House** from your pack, write the numbers into their rooms like I did above and then **order** the numbers from **smallest to largest**.

If the numbers have the same Tens number, you then look at the Ones number.

For example: **26** and **29** both have **2** in their Tens = **20**, so we then look at the **6** and **9** in the **Ones** room.

= **26** then **29**

Friday 1st May

CHALLENGE: Can you order the *3 digit numbers* on the next page?

⇒ If you have access to the internet, you can play one of the Place Value Games on

<https://www.topmarks.co.uk/maths-games/5-7-years/place-value-odd-and-even> Or complete a task on **Mathletics**.

Afternoon

Fine Motor and Cooperative Activities

Activity 1: Choose a '*Mr Squiggle*' from your **Afternoon Home Learning Pack**.

Create a picture from the lines Mr Squiggle has given you!

If you have access to the internet, see the link below to watch Mr Squiggle in action.

<https://www.youtube.com/watch?v=HjcoZh0zH0E>

Activity 2:

Find a game that you have at home, and play with people in your home.